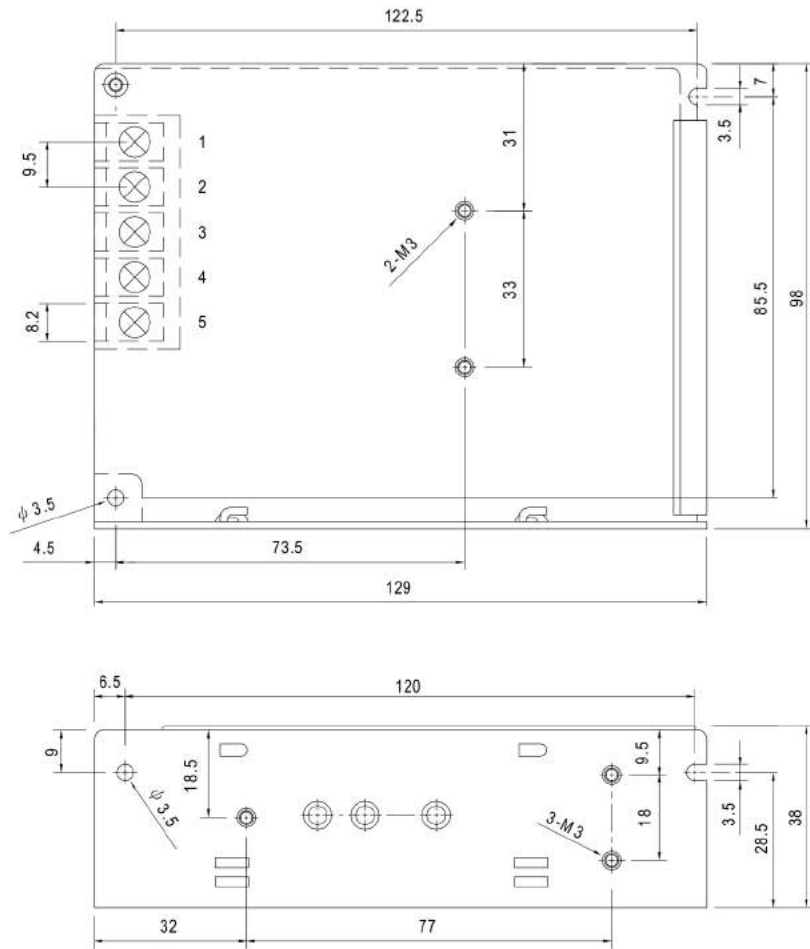


■ Mechanical Specification

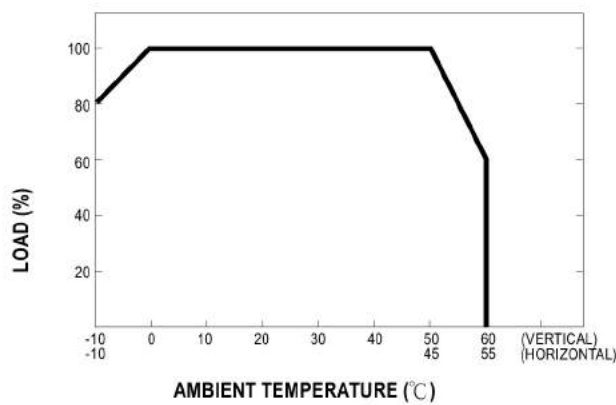
Case No. 903 Unit:mm



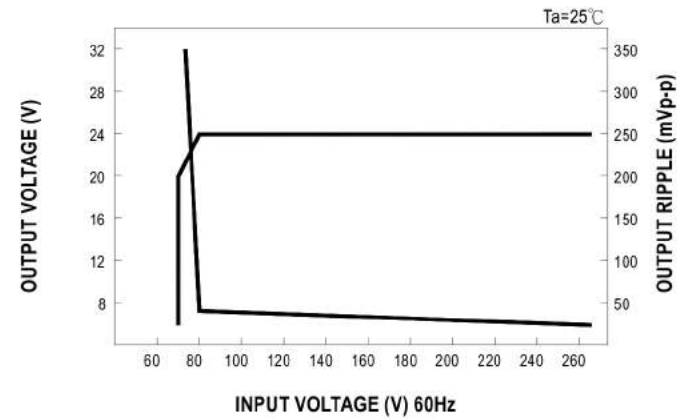
Terminal Pin. No Assignment

Pin No.	Assignment	Pin No.	Assignment
1	AC/L	4	DC OUTPUT -V
2	AC/N	5	DC OUTPUT +V
3	FG		

■ Output Derating



■ Static Characteristics (24V)



■ Features :

- Universal AC input / Full range
- Protections: Short circuit/Over load
- Cooling by free air convection
- 100% full load burn-in test
- Fixed switching frequency at 36KHz



SPECIFICATION

MODEL	S-40-5	S-40-12	S-40-15	S-40-24	
OUTPUT	DC VOLTAGE	5V	12V	15V	24V
	RATED CURRENT	8A	3.5A	2.8A	1.8A
	CURRENT RANGE	0 ~ 8A	0 ~ 3.5A	0 ~ 2.8A	0 ~ 1.8A
	RATED POWER	40W	42W	42W	43W
	RIPPLE & NOISE (max.) Note.2	75mVp-p	100mVp-p	100mVp-p	100mVp-p
	VOLTAGE ADJ. RANGE	4.75 ~ 5.5V	10.8 ~ 13.2V	13.5 ~ 16.5V	21.6 ~ 26.4V
	VOLTAGE TOLERANCE Note.3	±2.0%	±1.0%	±1.0%	±1.0%
	LINE REGULATION	±0.5%	±0.5%	±0.5%	±0.5%
	LOAD REGULATION	±1.0%	±0.5%	±0.5%	±0.5%
	SETUP, RISE, HOLD TIME	300ms, 50ms, 60ms/230VAC 800ms, 50ms, 15ms/115VAC at full load			
INPUT	VOLTAGE RANGE	85 ~ 132VAC / 170 ~ 264VAC selected by switch 240 ~ 370VDC			
	FREQUENCY RANGE	47 ~ 63Hz			
	EFFICIENCY(Typ.)	72%/115VAC	76%/115VAC	76%/115VAC	78%/115VAC
	AC CURRENT	1.2A/115VAC 0.6A/230VAC			
	INRUSH CURRENT(max.)	COLD START 30A/115VAC 60A/230VAC			
	LEAKAGE CURRENT	<1mA / 240VAC			
PROTECTION	OVER LOAD	105 ~ 150% rated output power Protection type : Hiccup mode, recovers automatically after fault condition is removed			
	WORKING TEMP.	-10 ~ +60°C (Refer to output load derating curve)			
ENVIRONMENT	WORKING HUMIDITY	20 ~ 90% RH non-condensing			
	STORAGE TEMP., HUMIDITY	-20 ~ +85°C, 10 ~ 95% RH			
	TEMP. COEFFICIENT	±0.03%/°C (0 ~ 50°C)			
	VIBRATION	10 ~ 500Hz, 2G 10min./1cycle, period for 60min. each along X, Y, Z axes			
SAFETY & EMC (Note 4)	SAFETY STANDARDS	UL1012, UL1950, TUV EN60950 Approved			
	WITHSTAND VOLTAGE	I/P-O/P:3KVAC I/P-FG:1.5KVAC O/P-FG:0.5KVAC			
	ISOLATION RESISTANCE	I/P-O/P, I/P-FG, O/P-FG:100M Ohms/500VDC			
	EMI CONDUCTION & RADIATION	Compliance to EN55022 (CISPR22) Class B			
	HARMONIC CURRENT	Compliance to EN61000-3-2, -3			
OTHERS	EMS IMMUNITY	Compliance to EN61000-4-2, 3, 4, 5; ENV50204, EN55024, Light industry level, criteria A			
	MTBF	314.1K hrs min. MIL-HDBK-217F (25°C)			
NOTE	DIMENSION	129*98*38mm (L*W*H)			
	PACKING	0.44Kg; 30pcs/13.9Kg/0.86CUFT			

1. All parameters NOT specially mentioned are measured at 230VAC input, rated load and 25°C of ambient temperature.
2. Ripple & noise are measured at 20MHz of bandwidth by using a 12" twisted pair-wire terminated with a 0.1uf & 47uf parallel capacitor.
3. Tolerance : includes set up tolerance, line regulation and load regulation.
4. The power supply is considered a component which will be installed into a final equipment. The final equipment must be re-confirmed that it still meets EMC directives.