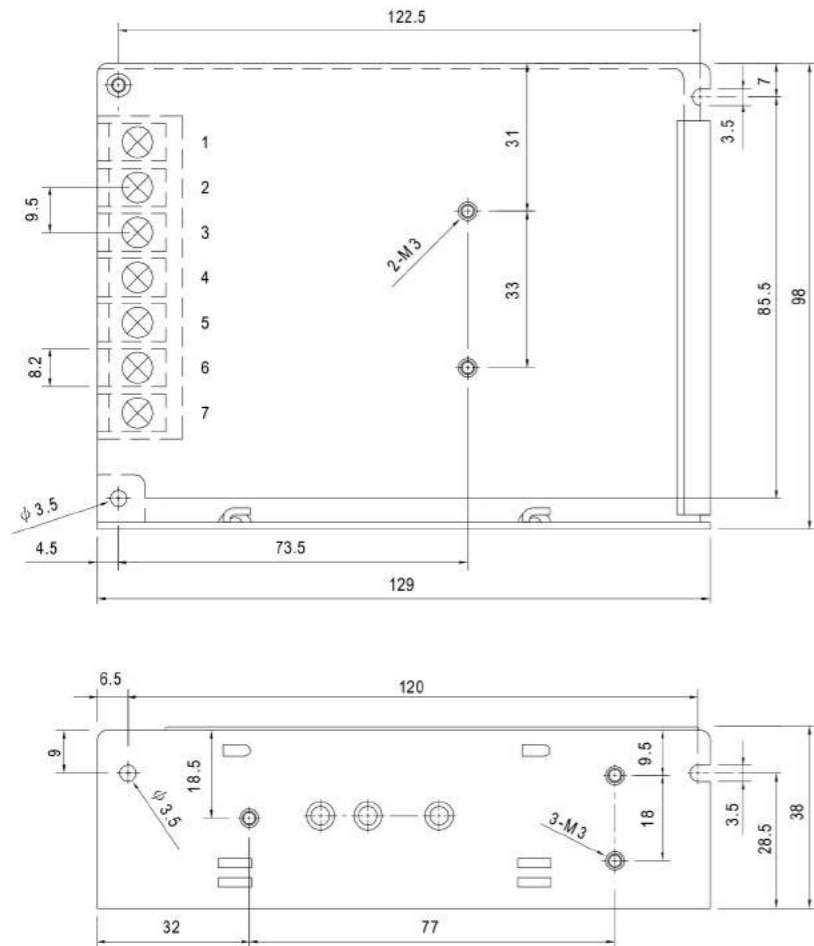


■ Mechanical Specification

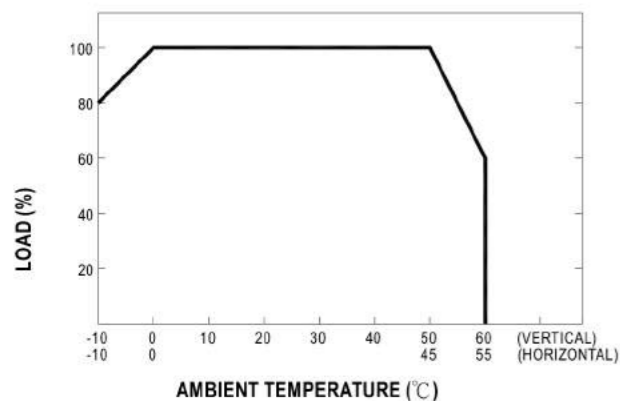
Case No. 903 Unit:mm



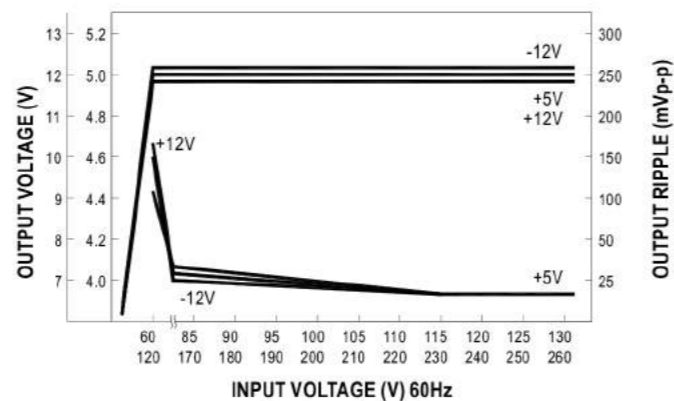
Terminal Pin. No Assignment

Pin No.	Assignment	Pin No.	Assignment	Pin No.	Assignment
1	AC/L	4	DC OUTPUT -V	7	DC OUTPUT +V1
2	AC/N	5	DC OUTPUT +V2		
3	FG	6	DC OUTPUT COM		

■ Output Derating



■ Static Characteristics (B)



■ Features :

- AC input range selected by switch
- Protections: Short circuit/Over load
- Cooling by free air convection
- LED indicator for power on
- Fixed switching frequency at 23KHz



SPECIFICATION

MODEL	T-30A			T-30B			
OUTPUT	DC VOLTAGE	5V	12V	-5V	5V	12V	-12V
	RATED CURRENT	3A	1A	0.5A	3A	1A	0.5A
	CURRENT RANGE	0.5 ~ 3A	0.1 ~ 1A	0.1 ~ 0.5A	0.5 ~ 3A	0.1 ~ 1A	0.1 ~ 0.5A
	RATED POWER	30W			33W		
	RIPPLE & NOISE (max.) Note.2	50mVp-p	100mVp-p	50mVp-p	50mVp-p	100mVp-p	100mVp-p
	VOLTAGE ADJ. RANGE	CH1 : 4.75 ~ 5.5V			CH1 : 4.75 ~ 5.5V		
	VOLTAGE TOLERANCE Note.3	±2.0%	+ 2,-6%	+2,-10%	±2.0%	+ 2,-6%	±6.0%
	LINE REGULATION	±0.5%	±1.0%	±1.0%	±0.5%	±1.0%	±1.0%
LOAD REGULATION	±0.5%	±5.0%	±5.0%	±0.5%	±5.0%	±5.0%	
SETUP, RISE, HOLD TIME	200ms, 100ms, 30ms at full load						
INPUT	VOLTAGE RANGE	85 ~ 132VAC / 170 ~ 264VAC selected by switch			240 ~ 370VDC		
	FREQUENCY RANGE	47 ~ 63Hz					
	EFFICIENCY(Typ.)	70%			72%		
	AC CURRENT	0.8A/115VAC	0.45A/230VAC				
	INRUSH CURRENT(max.)	COLD START 18A/115VAC		36A/230VAC			
LEAKAGE CURRENT	<0.75mA / 240VAC						
PROTECTION	OVER LOAD	105 ~ 150% rated output power					
		Protection type : Fold back current limiting, recovers automatically after fault condition is removed.					
ENVIRONMENT	WORKING TEMP.	-10 ~ +60°C (Refer to output load derating curve)					
	WORKING HUMIDITY	20 ~ 90% RH non-condensing					
	STORAGE TEMP., HUMIDITY	-20 ~ +85°C, 10 ~ 95% RH					
	TEMP. COEFFICIENT	±0.03%/°C (0 ~ 50°C) on +5V output					
VIBRATION	10 ~ 500Hz, 2G 10min./1cycle, period for 60min. each along X, Y, Z axes						
SAFETY & EMC	SAFETY STANDARDS	Design refer to UL1012					
	WITHSTAND VOLTAGE	I/P-O/P:1.5KVAC	I/P-FG:1.5KVAC	O/P-FG:0.5KVAC			
	ISOLATION RESISTANCE	I/P-O/P, I/P-FG, O/P-FG:100M Ohms/500VDC					
OTHERS	EMI CONDUCTION & RADIATION	Design refer to FCC Part15 J Conduction Class A					
	MTBF	463.1K hrs min. MIL-HDBK-217F (25°C)					
NOTE	DIMENSION	129*98*38mm (L*W*H)					
	PACKING	0.42Kg; 30pcs/13.6Kg/0.86CUFT					
NOTE	1. All parameters NOT specially mentioned are measured at 230VAC input, rated load and 25°C of ambient temperature. 2. Ripple & noise are measured at 20MHz of bandwidth by using a 12" twisted pair-wire terminated with a 0.1uf & 47uf parallel capacitor. 3. Tolerance : includes set up tolerance, line regulation and load regulation.						